

Enter your LA Revenue Account Number here (Not FEIN):

For office use only.

Louisiana Department of Revenue
Post Office Box 91011
Baton Rouge, LA 70821-9011

Mark box if:

LA Corporation Income Tax Return for 2019
LA Corporation Franchise Tax Return for 2020
Or Fiscal Year (Enter dates)
Begun 2019 Begun 2020
Ended 2020 Ended 2021

Calendar year returns are due May 15. See instructions for fiscal years.

Final return
Short period return
Mark the appropriate box for Short period or Final return.

- Name change.
Amended return.
Entity is not required to file franchise tax.
Entity is not required to file income tax.
First time filing of this form.
2015 Legislation Recovery

Legal Name
Trade Name
Mailing Address
City State ZIP

A. Federal Employer Identification Number
B. Federal taxable income
C. Federal income tax
D. Income tax apportionment percentage
E. Gross revenues
F. Total assets

G. NAICS code
H. Enter the state abbreviation for location of the principal place of business.
I. Does the income of this corporation include the income of any disregarded entities?
J. Was the income of this corporation included in a consolidated federal income tax return?
K. If answered yes to J, enter FEIN of consolidated federal income tax return.
L. Do the books of the corporation contain intercompany debt?
M. Enter the code for the federal form filed.
N. Enter the code for the type of entity.
O. Pass-through Entity Tax Election

Computation of Income Tax - See instructions.


1A. Louisiana net income before loss adjustments and federal income tax deduction
1B. Subchapter S corporation exclusion
1C. Loss carryforward less federal tax refund applicable to loss
1C1. Loss carryforward utilized
1C2. Act 123 loss utilization recovery
1D. Federal income tax deduction
1D1. Federal Disaster Relief Credits
1E. Louisiana taxable income
2. Louisiana income tax
3. Nonrefundable income tax credits from Schedule NRC-P1
4. Income tax after priority 1 credits

Computation of Franchise Tax - See instructions.

5A. Total capital stock, surplus, & undivided profits
5B. Franchise tax apportionment percentage
5C. Franchise taxable base
6. Amount of assessed value of real and personal property in Louisiana in 2019
7. Louisiana franchise tax
8. Nonrefundable franchise tax credits from Schedule NRC-P1
9. Franchise tax after priority 1 credits

IMPORTANT!

All four (4) pages of this return MUST be mailed in along with completed schedules. Please sign and date the return on Page 3 and remit any amount due shown on Line 26, Column 3. Do not send cash.



FOR OFFICE USE ONLY

Field Flag

DEV ID

22041

Enter your LA Revenue Account Number here. ▶

Net Amount Due

Col. 1 - Income tax

Col. 2 - Franchise tax

Col. 3 - Total

10. Tax liability after priority 1 credits	10.		10.		
11. Louisiana Citizens Insurance Assessment Paid	11.				
11A. Louisiana Citizens Insurance Credit	11A.				
11B. Refundable credits from Schedule RC-P2	11B.		11B.		
12. Total priority 2 credits	12.		12.		
13. Tax liability after priority 2 credits	13.		13.		
14. Overpayment after priority 2 credits	14.		14.		
15. Nonrefundable credits from Schedule NRC-P3	15.		15.		
16. Tax liability after priority 3 credits	16.		16.	16.	
17A. Overpayment after priority 2 credits	17A.		17A.		
17B. Refundable credits from Schedule RC-P4	17B.		17B.		
17C. Credit carryforward from prior year return	17C.		17C.		
17D. Estimated payments	17D.				
17E. Payment made with extension	17E.		17E.		
17F. Total refundable credits and payments	17F.		17F.		
18. Overpayment	18.		18.	18.	
19. Tax due	19.		19.		
20. Amount of Income tax overpayment applied to franchise tax	20.		20.		
21. Net Tax due	21.		21.		
22. Interest	22.		22.		
23. Delinquent filing penalty	23.		23.		
24. Delinquent payment penalty	24.		24.		
25. Additional donation to The Military Family Assistance Fund	25.		25.		
26. Total amount due	26.		26.	26.	

↓ PAY THIS AMOUNT ↓

IMPORTANT!

All four (4) pages of this return MUST be mailed in along with completed schedules. Please sign and date the return on Page 3 and remit any amount due shown on Line 26, Column 3. Do not send cash.

22042

Enter your LA Revenue Account Number here. ▶

Net Amount Due

	Col. 1 - Income tax	Col. 2 - Franchise tax	Col. 3 - Total
27. Net overpayment		27.	27.
28. Amount of overpayment you want to donate to The Military Family Assistance Fund			28.
29. Amount of overpayment to be refunded			29.
30. Amount of overpayment to be credited to 2020			30.

Make payment to Louisiana Department of Revenue. DO NOT SEND CASH. You can pay your taxes online at: www.revenue.louisiana.gov/LaTap.

Under the penalties of perjury, I declare that I have examined this return, including all accompanying documents, and to the best of my knowledge and belief, it is true, correct, and complete. Declaration of preparer (other than taxpayer) is based on all information of which he has any knowledge.

Signature of Officer	Title of Officer		
Print Name of Officer	Telephone	Date (mm/dd/yyyy)	

PAID PREPARER USE ONLY	Print Preparer's Name	Preparer's Signature	Date (mm/dd/yyyy)	Check <input type="checkbox"/> if Self-employed
	Firm's Name ▶		Firm's FEIN ▶	
	Firm's Address ▶		Telephone ▶	

IMPORTANT!

All four (4) pages of this return MUST be mailed in along with completed schedules. Please sign and date the return on Page 3 and remit any amount due shown on Line 26, Column 3. Do not send cash.

PTIN, FEIN, or LDR Account Number of Paid Preparer



Enter your LA Revenue Account Number here. ▶

2-D Barcode Area 1

2-D Barcode Area 2

2-D Barcode Area 3



IMPORTANT!

All four (4) pages of this return MUST be mailed in along with completed schedules. Please sign and date the return on Page 3 and remit any amount due shown on Line 26, Column 3. **Do not send cash.**

CIFT-620-2D (1/20) Schedules NRC-P1 and RC-P4 Enter your LA Revenue Account Number here. ▶

Schedule NRC-P1 – Nonrefundable Priority 1 Tax Credits

Description	Code	Corporation Income Tax (A)	Corporation Franchise Tax (B)
1. [Redacted]	[Redacted]	[Redacted]	.00
2. [Redacted]	[Redacted]	[Redacted]	.00
3. [Redacted]	[Redacted]	[Redacted]	.00
4. [Redacted]	[Redacted]	[Redacted]	.00
5. [Redacted]	[Redacted]	[Redacted]	.00
6. [Redacted]	[Redacted]	[Redacted]	.00
7. Total Income Tax Credits: Add credit amounts in Column A, Lines 1 through 6. Enter here and on CIFT-620, Line 3.		[Redacted]	[Redacted]
8. Total Franchise Tax Credits: Add credit amounts in Column B, Lines 1 through 6. Enter here and on CIFT-620, Line 8.		[Redacted]	.00

Description	Code	Description	Code	Description	Code	Description	Code
Premium Tax	100	Qualified Playgrounds	150	Donations to Public Schools	170	Conversion of Vehicle to Alternative Fuel	185
Bone Marrow	120	Debt Issuance	155	Donations of Materials, Equipment, Advisors, Instructors Act 125 Recovery	175	Other	199
Nonviolent Offenders	140	Contributions to Educational Institutions	160				

Schedule RC-P4 – Refundable Priority 4 Tax Credits

Description	Code	Corporation Income Tax (A)	Corporation Franchise Tax (B)
1. [Redacted]	F	.00	.00
2. [Redacted]	F	.00	.00
3. [Redacted]	F	.00	.00
4. [Redacted]	F	.00	.00
5. [Redacted]	F	.00	.00
6. Total Income Tax Credits: Add credit amounts in Column A, Lines 1 through 5. Enter the result here and on CIFT-620, Line 17B, Col. 1.		[Redacted].00	[Redacted]
7. Total Franchise Tax Credits: Add credit amounts in Column B, Lines 1 through 5. Enter here and on CIFT-620, Line 17B Col. 2.		[Redacted]	.00

Description	Code
Inventory Tax	50F
Ad Valorem Natural Gas	51F



Schedule NRC-P3 – Part I – Nonrefundable Priority 3 Tax Credits

Description	Code	Corporation Income Tax (A)	Corporation Franchise Tax (B)
1. [Redacted]	[Redacted]	.00	.00
2. [Redacted]	[Redacted]	.00	.00
3. [Redacted]	[Redacted]	.00	.00
4. [Redacted]	[Redacted]	.00	.00
5. [Redacted]	[Redacted]	.00	.00
6. [Redacted]	[Redacted]	.00	.00

Description	Code	Description	Code	Description	Code	Description	Code
Atchafalaya Trace	200	Ad Valorem Natural Gas Credit Carried Forward	219	Research and Development	231	Biomed/University Research	300
Previously Unemployed	208	QMC Music Job Creation Credit	223	Cane River Heritage Area	232	Tax Equalization	305
Recycling Credit	210	New Jobs Credit	224	Apprenticeship	236	Manufacturing Establishments	310
Basic Skills Training	212	Refunds by Utilities	226	Ports of Louisiana Investor	238	Enterprise Zone	315
Donation to School Tuition Organization	213	Eligible Re-entrants	228	Ports of Louisiana Import Export Cargo	240	Other	399
Inventory Tax Credit Carried Forward & ITEP	218	Neighborhood Assistance	230	Other	299		

Schedule NRC-P3 – Part II - Transferable, Nonrefundable Priority 3 Tax Credits

Description	Code	Corporation Income Tax (A)	Corporation Franchise Tax (B)
7. [Redacted]	[Redacted]	.00	.00
7A. [Redacted]	[Redacted]		
8. [Redacted]	[Redacted]	.00	.00
8A. [Redacted]	[Redacted]		
9. [Redacted]	[Redacted]	.00	.00
9A. [Redacted]	[Redacted]		
10. Total Income Tax Credits: Add credit amounts in Column A, Lines 1 through 9. Enter here and on CIFT-620, Line 15 Column 1.		.00	
11. Total Franchise Tax Credits: Add credit amounts in Column B, Lines 1 through 9. Enter here and on CIFT-620, Line 15 Column 2.			.00

IMPORTANT! These codes must be claimed on Lines 7 through 9.

Description	Code	Description	Code	Description	Code	Description	Code
Motion Picture Investment	251	Digital Interactive Media	254	New Markets	259	Angel Investor	262
Research and Development	252	Capital Company	257	Brownfields Investor	260		
Historic Structures	253	LCDFI Credit	258	Motion Picture Infrastructure	261		



Schedule RC-P2 – Part I – Refundable Priority 2 Tax Credits

Description	Code	Corporation Income Tax (A)	Corporation Franchise Tax (B)
1. [Redacted]	F	.00	.00
2.	F	.00	.00
3.	F	.00	.00
4.	F	.00	.00
5. [Redacted]	F	.00	.00

Schedule RC-P2 – Part II - Transferable, Refundable Priority 2 Tax Credits

Description	Code	Corporation Income Tax (A)	Corporation Franchise Tax (B)	
6. Musical and Theatrical Production [Redacted]	6 2 F	.00		
6A. [Redacted]				
7. Musical and Theatrical Production	6 2 F	.00		
7A. [Redacted]				
8. Musical and Theatrical Production	6 2 F	.00		
8A. [Redacted]				
9. Total Income Tax Credits: Add credit amounts in Column A, Lines 1 through 8. Enter the result here and on CIFT-620, Line 11B, Col. 1.		.00		
10. Total Franchise Tax Credits: Add credit amounts in Column B, Lines 1 through 5. Enter the result here and on CIFT-620, Line 11B, Col. 2.				.00

Description	Code	Description	Code	Description	Code	Description	Code
Ad Valorem Offshore Vessels	52F	Technology Commercialization	59F	School Readiness Fees and Grants to Resource and Referral Agencies	68F	Digital Interactive Media and Software	73F
Telephone Company Property	54F	School Readiness Child Care Provider	65F	Retention and Modernization	70F	Other Refundable	80F
Prison Industry Enhancement	55F	School Readiness Business - Supported Child Care	67F	Conversion of Vehicle to Alternative Fuel Act 125 Recovery	71F		
Mentor-Protégé	57F						
Milk Producers	58F						



CIFT-620-2D (1/20) Schedules A and B Enter your LA Revenue Account Number here. ▶

All applicable schedules must be completed.

Schedule A – Required Information

<p>1. At the end of the tax year, did you directly or indirectly own 50% or more of the voting stock of any corporation or an interest of any partnership, including any entity treated as a corporation or partnership?</p> <p>If yes, list the FEIN and percentage owned for the five largest percentages. Attach a schedule listing the names, addresses, FEIN and percentage owned of all entities.</p>	Yes <input type="checkbox"/>	1	FEIN	Percentage	
		2			
		No <input type="checkbox"/>	3		
			4		
			5		
	<p>2. At the end of the tax year, did any corporation, individual, partnership, trust, or association directly or indirectly own 50% or more of your voting stock?</p> <p>If yes, list the FEIN or SSN and percentage owned for the five largest percentages. Attach a schedule listing the names, addresses, FEIN or SSN and percentage owned of all entities.</p>	Yes <input type="checkbox"/>	1	FEIN/SSN	Percentage
			2		
		No <input type="checkbox"/>	3		
			4		
			5		
<p>3. If you answered yes to Line 1 on CIFT-620, list the FEIN of five of those entities. Also, attach a schedule listing the names, addresses, and FEIN of all entities.</p>	Yes <input type="checkbox"/>	1	FEIN	Percentage	
		2			
		3			
	No <input type="checkbox"/>	4			
		5			

Schedule B – Computation of Income Tax Apportionment Percentage

Description of items used as ratios	1. Total amount	2. Louisiana amount	3. Percent
1. Net sales of merchandise and/or charges for services			
A. Sales			
B. Charges for services			
C. Other gross apportionable income			
D. Total – Add the amounts in Columns 1 and 2.			_____ %
2. For certain oil & gas businesses only. Wages, salaries, and other personal service compensation paid during the year (see instructions). If ratio not used, check box. <input type="checkbox"/>			_____ %
3. For certain oil & gas businesses only (see instructions). Income tax property ratio – Enter percentage from Schedule C, Line 24. If ratio not used, check box. <input type="checkbox"/>			_____ %
4. ONLY corporations primarily in the oil and gas business, enter ratio from Line 1D, Column 3 (see instructions).			_____ %
5. Total of percents in Column 3			_____ %
6. Average of percents — Divide Line 5 by applicable number of ratios. Enter here and on CIFT-620, Line D.			_____ %




FOR OFFICE USE ONLY

Field Flag

CIFT-620-2D (1/20) Schedule C Enter your LA Revenue Account Number here. ▶

Schedule C – Computation of Corporate Income Tax Property Ratio For Certain Oil & Gas Companies

	Located Everywhere		Located in Louisiana	
	1. Beginning of year	2. End of year	3. Beginning of year	4. End of year
Intangible Assets				
1. Cash				
2. Notes and accounts receivable				
3. Reserve for bad debts	()	()		
4. Investment in U.S. govt. obligations				
5. Stock and obligations of subsidiaries				
6. Other investments – Attach schedule				
7. Loans to stockholders				
8. Other intangible assets – Attach schedule				
9. Accumulated depreciation	()	()		
10. Total intangible assets – Add Lines 1 through 9				
Real and Tangible Assets				
11. Inventories				
12. Bldgs. and other depreciable assets				
13. Accumulated depreciation	()	()	()	()
14. Depletable assets				
15. Accumulated depletion	()	()	()	()
16. Land				
17. Other real & tangible assets – Attach schedule				
18. Excessive reserves, assets not reflected on books, or undervalued assets				
19. Total real and tangible assets – Add Lines 11 through 18				
20. Less real and tangible assets not used in production of net apportionable income – Attach schedule				
21. Balance – Subtract Line 20 from Line 19				
22. Beginning of year balance				
23. Total – Add Lines 21 and 22.				
24. Income tax property ratio (Line 23, Column 4 ÷ Line 23, Column 2)				%




CIFT-620-2D (1/20) Schedule D Enter your LA Revenue Account Number here. ▶

Schedule D – Computation of Louisiana Net Income

See instructions if separate accounting method is used and check box.

Table with columns for description, Totals, and sub-totals. Rows include: 1A. Gross receipts, 1B. Less returns and allowances, 1C. Balance. Subtract Line 1B from Line 1A., 2. Less: Cost of goods sold and/or operations, 3. Gross profit, 4. Gross rents, 5. Gross royalties, 6. Income from estates, trusts, partnerships, 7. Income from construction, repair, etc., 8. Other income, 9. Total income, 10. Compensation of officers, 11. Salaries and wages, 12. Repairs, 13. Bad debts, 14. Rent, 15. Taxes and licenses, 16. Interest, 17. Charitable Contributions, 18. Depreciation, 19. Depletion, 20. Advertising, 21. Pension, profit sharing, stock bonus, and annuity plans, 22. Other deductions, 23. Total deductions, 24. Net income from all sources, 25. Allocable income from all sources, 26A-26G. Net allocable income from all sources, 27. Net income subject to apportionment, 28. Net income apportioned to Louisiana, 29. Allocable income from Louisiana sources, 29A-29G. Net allocable income from Louisiana sources, 30. Louisiana net income before loss adjustments and federal income tax deduction.




CIFT-620-2D (1/20) Schedules E and G Enter your LA Revenue Account Number here. ▶

Schedule E – Reconciliation of Income Per Books with Income Per Return

1. Net income per books		6. Total – Add Lines 1 through 5c.	
2. Louisiana income tax		7. Income recorded on books this year, but not included in this return – Attach Schedule.	
3. Excess of capital loss over capital gains		8. Deductions in this tax return not charged against book income this year:	
4. Taxable income not recorded on books this year – Attach schedule		a. Depreciation	
5. Expenses recorded on books this year, but not deducted in this return:		b. Depletion	
a. Depreciation		c. Other – Attach Schedule	
b. Depletion		9. Total – Add Lines 7 through 8c.	
c. Other – Attach schedule.		10. Net income from all sources per return – Subtract Line 9 from Line 6.	

Schedule G – Liabilities and Capital from Balance Sheet

Liabilities and Capital	1. Beginning of year	2. End of year
1. Accounts payable		
2. Mortgages, notes, and bonds payable one year old or less at balance sheet date and having a maturity of one year or less from original date incurred		
3. Other current liabilities – Attach schedule.		
4. Loans from stockholders – Attach schedule.		
5. Due to subsidiaries and affiliates		
6. Mortgages, notes, and bonds payable more than one year old at balance sheet date or having a maturity of more than one year from original date incurred		
7. Other liabilities – Attach schedule.		
8. Capital stock: a. Preferred stock		
b. Common stock		
9. Paid-in or capital surplus		
10. Surplus reserves – Attach schedule.		
11. Earned surplus and undivided profits		
12. Excessive reserves or undervalued assets		
13. Totals – Add Lines 1 through 12.		



4 CIFT-620-2D (1/20) Schedule F Enter your LA Revenue Account Number here. ▶

6 All applicable schedules must be completed.

8 **Schedule F – Reconciliation of Federal and Louisiana Net Income**
See R.S. 47:287.71, R.S. 47:287.73, and R.S. 47:287.82 for information.

10 **Column 1**

12 1. Enter the total net income calculated under federal law before special deductions.

14 **2. Additions to federal net income:**

16 a. Louisiana income tax

18 b. Related members interest\intangible\management fee expenses or costs. From Form R-6950 (see instructions).

20 c. Donation to School Tuition Organization Credit (see instructions).

22 d. Other additions – Attach schedule.

24 e. Total additions – Add Lines 2a through 2d.

26 **3. Subtractions from federal net income:**

28 a. Bank dividends (see instructions).

30 b. All other dividends

32 c. Interest

34 d. Road Home – The amount included in federal taxable income

36 e. Louisiana depletion in excess of federal depletion

38 f. Expenses not deducted on the federal return due to Internal Revenue Code Section 280C

40 g. Exempt amount of related members interest\intangible\management fee expenses or costs. From Form R-6950 (see instructions).

42 h. Compensation for disaster services (see instructions).


44 i. Act 123 recovery (see instructions).

46 j. Expenses not deducted on the federal return due to Internal Revenue Code Section 280E.

48 k. Other subtractions – Attach schedule.

50 l. Total subtractions – Add Lines 3a through 3k.

52 4. Louisiana net income from all sources – The amount should agree with Schedule D, Line 25.



4 CIFT-620-2D (1/20) Schedule G-1 Enter your LA Revenue Account Number here. ▶

6 See Revenue Ruling 06-010 and Revenue Information Bulletin 13-006. All applicable schedules must be completed. Complete Lines 1 through 11 only if there is an end of year balance in the "Due to Subsidiaries and Affiliates" account or an equivalent account on the books of the corporation. All corporations must complete Lines 12 through 19.


Schedule G-1 Computation of Franchise Tax Base

Table with 11 rows (1-11) for Capital Stock, Surplus and undivided profits, and Adjusted debt to affiliates. Includes instructions for 10A and 10B.

Total Franchise Taxable Base

Table with 8 rows (12-19) for Total Franchise Taxable Base, including Capital Stock (Common and Preferred), Paid-in or capital surplus, Surplus reserves, Earned surplus, Excessive reserves, Additional surplus, Allowable deductions, and Total capital, surplus and undivided profits.


Note: All accounts on the books of the corporation should be reviewed to determine if an account is an item of capital, surplus or undivided profits. All items of capital, surplus and undivided profits must be included in the franchise taxable base. See Revenue Information Bulletin 06-026.



CIFT-620-2D (1/20) Schedule H Enter your LA Revenue Account Number here. ▶


Schedule H – Computation of Corporate Franchise Tax Property Ratio

	LOCATED EVERYWHERE		LOCATED IN LOUISIANA	
	1. End of year		2. End of year	
1. Cash				
2. Notes and accounts receivable				
3. Reserve for bad debts	() (
4. Investment in U.S. gov. obligations				
5. Stock and obligations of subsidiaries				
6. Other investments – Attach schedule				
7. Loans to stockholders				
8. Other intangible assets – Attach schedule				
9. Accumulated depreciation	() (
10. Total intangible assets – Add Lines 1-9				
11. Inventories				
12. Bldgs. and other depreciable assets				
13. Accumulated depreciation	() (
14. Depletable assets				
15. Accumulated depletion	() (
16. Land				
17. Other real & tangible assets – Attach schedule				
18. Excessive reserves, assets not reflected on books, or undervalued assets				
19. Total real and tangible assets – Add Lines 11 through 18				
20. Total Assets – Add Lines 10 and 19				
21. Franchise tax property ratio (Line 20, Column 2 ÷ Line 20, Column 1)				_____ %



Schedule I – Computation of Corporate Franchise Tax Apportionment Percentage

Description of items used as ratios	1. Total amount	2. Louisiana amount	3. Percent
1. Net sales of merchandise, charges for services, and other revenues			
A. Sales			
B. Charges for services			
C. Other Revenues:			
(i) Rents and royalties			
(ii) Dividends and interest from subsidiaries			
(iii) Other dividends and interest			
(iv) All other revenues			
D. Total – If the ratio is not used, check the box. <input type="checkbox"/>			_____ %
2. Franchise tax property ratio – Enter the percentage from Schedule H, Line 21. If the ratio is not used, check the box. <input type="checkbox"/>			_____ %
3. Total of applicable percents in Column 3			_____ %
4. Average of percents – Divide Line 3 by applicable number of ratios. Enter here and on CIFT-620, Line 5B.			_____ %



CIFT-620-2D (1/20) Schedules J, J-1, and K Enter your LA Revenue Account Number here. ▶

Schedule J – Calculation of Income Tax

1. Enter the amount of net taxable income from CIFT-620, Line 1E. Short period filers mark this box and see the instructions. <input type="checkbox"/>			
2. Calculation of tax	Column 1 Net income in each bracket	Rate	Column 2 Tax
a. First \$25,000 of net taxable income		x 4% =	
b. Next \$25,000		x 5% =	
c. Next \$50,000		x 6% =	
d. Next \$100,000		x 7% =	
e. Over \$200,000		x 8% =	
3. Add the amounts in Column 1, Lines 2a through 2e and enter the result.			
4. Add the amounts in Column 2, Lines 2a through 2e. Round to the nearest dollar. Enter the result in Column 2 and on CIFT-620, Line 2.			

Schedule J-1 – Pass-Through Entity Tax Election Calculation of Income Tax

1. Enter the amount of net taxable income from CIFT-620, Line 1E. Short period filers mark this box and see the instructions. <input type="checkbox"/>			
2. Calculation of Tax	Column 1 Net income in each bracket	Rate	Column 2 Tax
a. First \$25,000 of net taxable income		x 2% =	
b. Next \$75,000		x 4% =	
c. Over \$100,000		x 6% =	
3. Add the amounts in Column 1, Lines 2a through 2c and enter the result.			
4. Add the amounts in Column 2, Lines 2a through 2c. Round to the nearest dollar. Enter the result in Column 2 and on CIFT-620, Line 2.			

Schedule K – Summary of Estimated Tax Payments

	Check number	Date	Amount
1. Credit from prior year return			
2. First quarter estimated payment			
3. Second quarter estimated payment			
4. Third quarter estimated payment			
5. Fourth quarter estimated payment			
6. Payment made with extension request			



CIFT-620-2D (1/20) Schedules L,M, and N Enter your LA Revenue Account Number here. ▶

Schedule L – Calculation of Franchise Tax

Table with 6 rows for Schedule L calculations. Row 1: Enter the amount from CIFT-620, Line 5C or Line 6, whichever is greater. Row 2: Enter the amount of Line 1 or \$300,000, whichever is less. Row 3: Multiply the amount on Line 2 by \$1.50 for each \$1,000 or major fraction and enter the result. Row 4: Subtract Line 2 from Line 1 and enter the result. Row 5: Multiply the amount on Line 4 by \$3.00 for each \$1,000 or major fraction and enter the result. Row 6: Add Lines 3 and 5. Round to the nearest dollar. Enter the result here and on CIFT-620, Line 7.

Schedule M – Analysis of Schedule G, Line 11, Column 2 – Earned surplus and undivided profits per books

Table with 8 rows for Schedule M analysis. Row 1: Balance at beginning of year (a. Cash, b. Stock). Row 2: Net income per books (c. Property). Row 3: Other increases – Attach schedule. Row 4: Total – Add Lines 1, 2, and 3. Row 5: Distributions: a. Cash. Row 6: Other decreases – Attach schedule. Row 7: Total – Add Lines 5a through 6. Row 8: Balance at end of year – Subtract Line 7 from Line 4.

Schedule N – Additional Information Required

Form for Schedule N with three main sections: 1. Describe the nature of your business activity and specify your principal product or service, both in Louisiana and elsewhere. (Includes sub-sections for Louisiana and Elsewhere with multiple lines for text entry). 2. Indicate the date and state of incorporation. 3. Indicate parishes in which property is located. (Includes multiple lines for text entry).

